


pushTAN: Bank transfers in the internet branch

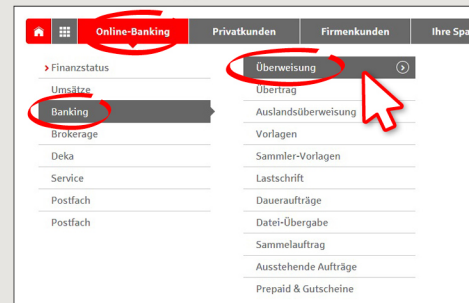
www.s-kukc.de/pushtan

 Sparkasse
Kulmbach-Kronach

1 Log on to online banking.



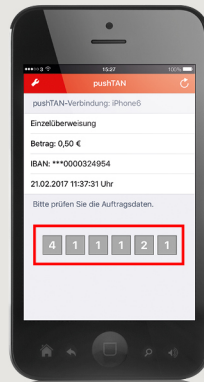
2 Tap „Online-Banking“ → „Banking“ → Bank transfer („Überweisung“) from the „Online-Banking“ menu.



3 The bank transfer form now displays. Select the account from which you want to debit. Enter the recipient's name, their IBAN and BIC, the amount (Betrag) to be transferred and the reference details (Verwendungszweck). These entries are mandatory.

You can make further settings in the lower part of the transfer form. Tap **Next** (“Weiter”).

4 A message is sent to your smartphone informing you that you have a new pushTAN. Open the **S-pushTAN app** and enter your password.



Important security information: Compare the details in the pushTAN message with your original documents, e.g. invoice.

5 If the details match, enter the pushTAN from the app into the corresponding field in the internet branch.

6 Your transfer has been carried out and you receive confirmation.

Tips: Enter the details directly. Errors can occur when copying. Avoid using umlauts and special characters. Euro and cents are separated with a comma. Avoid using any separator for thousand amounts: (correct: 1500; incorrect: 1.500).

DO YOU HAVE ANY QUESTIONS ABOUT pushTAN?

Central service call number: You can contact us under 09221 885-0 Mon – Fri from 8 am – 6 pm.

Further information and FAQs about pushTAN is available at: www.s-kukc.de/pushtan

YOU CAN ALSO CONTACT US AT:

Direkt-Beratung
Text chat: www.s-kukc.de
Available: Mon – Fri from 8 am – 6 pm

Online banking support for private customers
Telephone: 09221 885-1650
Available: Mon – Fri from 8 am – 6 pm